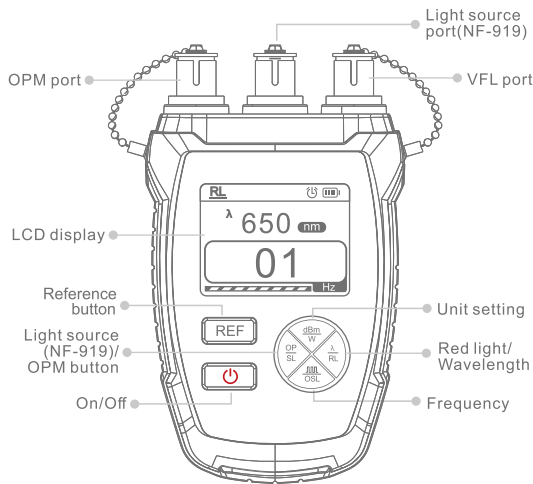




Multifunctional Optical Fiber Tester





NF-917&NF-919

Product Functions

1. On/Off

Under Off state, long press On/Off "  " to turn on it;
Under On state, long press On/Off "  " to turn off it.



Note:

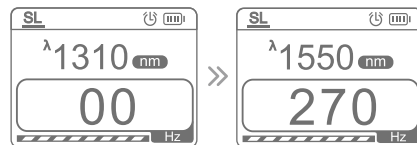
The default is auto-off after 30mins when it is turned on. (the icon "  " is displayed in the upper right corner of the display) If short press the on/off button "  " again, then the automatic shutdown function will be turn off or turn on.

2. Light source function (NF-919)

The power-on default is light source mode. (The icon " SL " displayed in the upper left corner of the interface);

In other modes,short press "  " to enter into Light source test function.

Short press "  " to switch the wavelength(1310/1550nm);
Short press "  " to switch the frequency(00/270/1000/2000Hz).




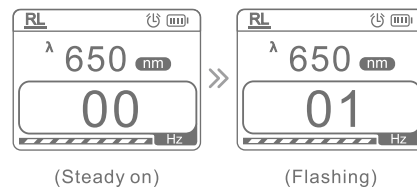
3. Red light function

3.1 Red light mode

In any modes,long press "  " to enter red light test mode (The icon " RL " displayed in the upper left corner of the interface),the wavelength of red light is 650nm.

3.2 Frequency setting


In red light mode, short press "  " to switch the frequency to 00/01Hz(Steady on / flashing).

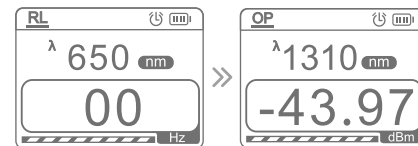



4. OPM test function

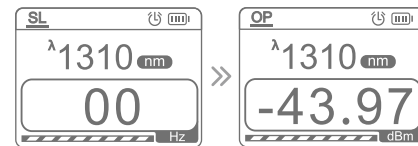
4.1 OPM mode

For NF-917,the power-on default is OPM function.(The icon " OP " displayed in the upper left corner of the interface)


Under the "RL" mode, short press the button "  " can enter into OPM function which is mainly test optical power and light attenuation value.

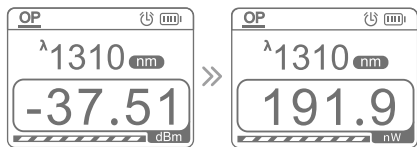


For NF-919,under the "SL" mode, short press the button "  " can enter into OPM function (The icon " OP " displayed in the upper left corner of the interface).This function is mainly test optical power and light attenuation value.




4.2 Unit setting

In OPM function mode, short press " " to switch the unit dBm/(m、u)nW, the mW/uW/nW units can be automatically switched according to the current laser light intensity.



4.3 Wavelength setting

In OPM function mode, short press " " to switch the wavelength to 850/980/1270/1300/1310/1490/1550/1577/1625/1650nm.

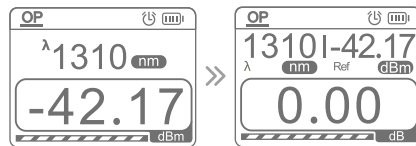


4.4 REF setting

REF is used to test the attenuation value of light (i.e. relative power (loss) test). This mode is mainly used for relative power or insertion loss testing.

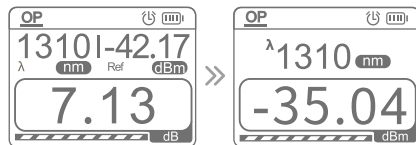
In REF mode, subtract the reference value from the measured power value, and the instrument will display the device under test insertion loss or fiber link loss.

Each wavelength needs to set the reference value separately. Insert the unattenuated end of the socket under this option. Press and hold the REF key for 1 second to save the current unattenuated optical power (i.e. reference value) and display the value.



After setting the reference value, insert the attenuation end into the test end to test the insertion loss of the device or the loss of the optical fiber link.

In REF mode, press REF " " to switch to display the attenuated data (i.e. relative power data and the unit is default to dB); Press REF again to switch to the normal power data.



Product parameters

Model	NF-917	NF-919
Display	Color	
Red light function	Steady on/Flashing	
	Wavelength 650nm	
Light source function	NO	Wavelength 1310/1550nm
		Frequency 270/1000/2000Hz
OPM test function	Unit dBm/(m、u)nW	
	Wavelength 850/980/1270/1300/1310/1490/1550/1577/1625/1650nm	
	REF function	
Auto-off	Shut off if no any operate for 30 mins (this function can set on/off)	
Low battery indication	YES	
Working temperature	-20°C~50°C	
Power supply	3.7V 1500mA lithium	
Product dimension	139*84*29mm	

Packing list

Main tester	1pc	Gift box	1pc
Carry bag	1pc	Type-C USB cable	1pc
User manual	1pc	Certification card	1pc
Battery note card	1pc		

Remarks: The manual is only for reference. The product will be changed without prior notice. Goods in kind prevail.



精明鼠®

深圳市诺方舟电子有限公司

编号	201	202	301	302	303	304	305	比例:	1:1	品号:	304-F3201-0001
类目	塑胶件	五金类	镜片	PVC贴纸	不干胶贴	说明书	包装盒	单位:	mm		
选择						√		设计	CZG	品名:	NF-917&NF-919说明书折页英文-V2 20240522
306	307	308	309	310	311	312	313	核准			
彩卡	吸塑	工具包	PE袋	纸箱	宣传单	合格证	打印标签	标准:	√	文件类型:	做货文件 (较于打样文件,更新参数)
								定制:			
制作日期	2024.05.22			样式	4折页		印刷材质	128g双铜纸			
印刷要求	单色			页码			变更记录	V2较V1版本,合并了917和919			
尺寸大小	320*115mm			版本	V2						